




YOUR CREATIVE PRINT PARTNER




Artwork Guidelines

Preparing print ready files to ensure there are the best results in production



CREATE



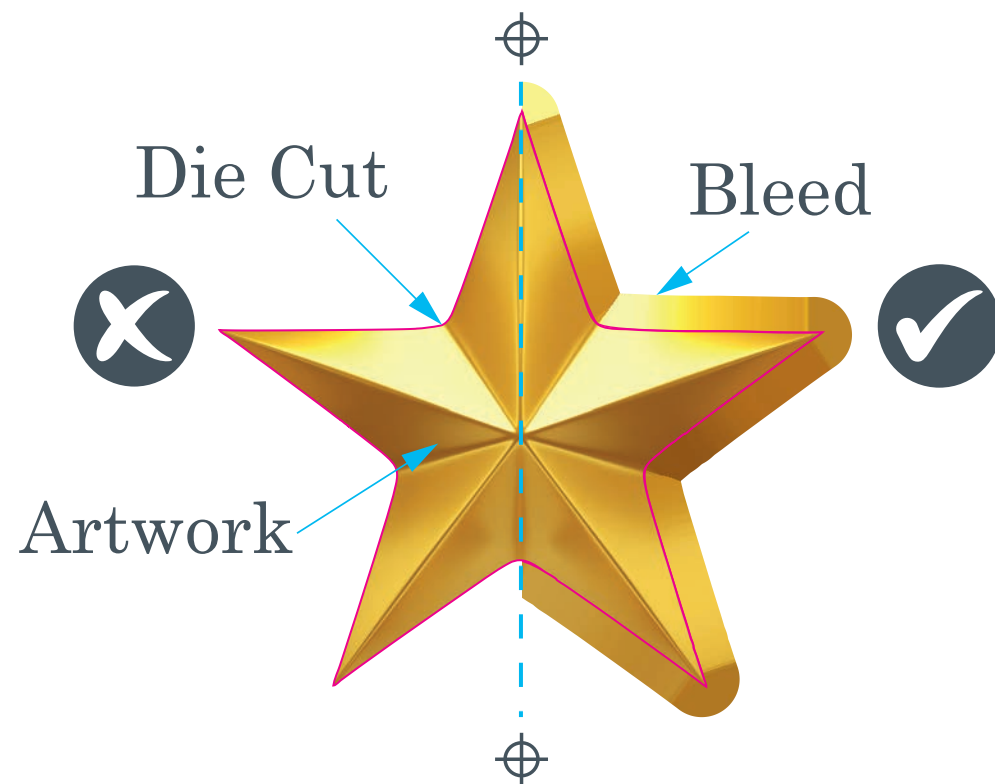
PRODUCE



FULFIL

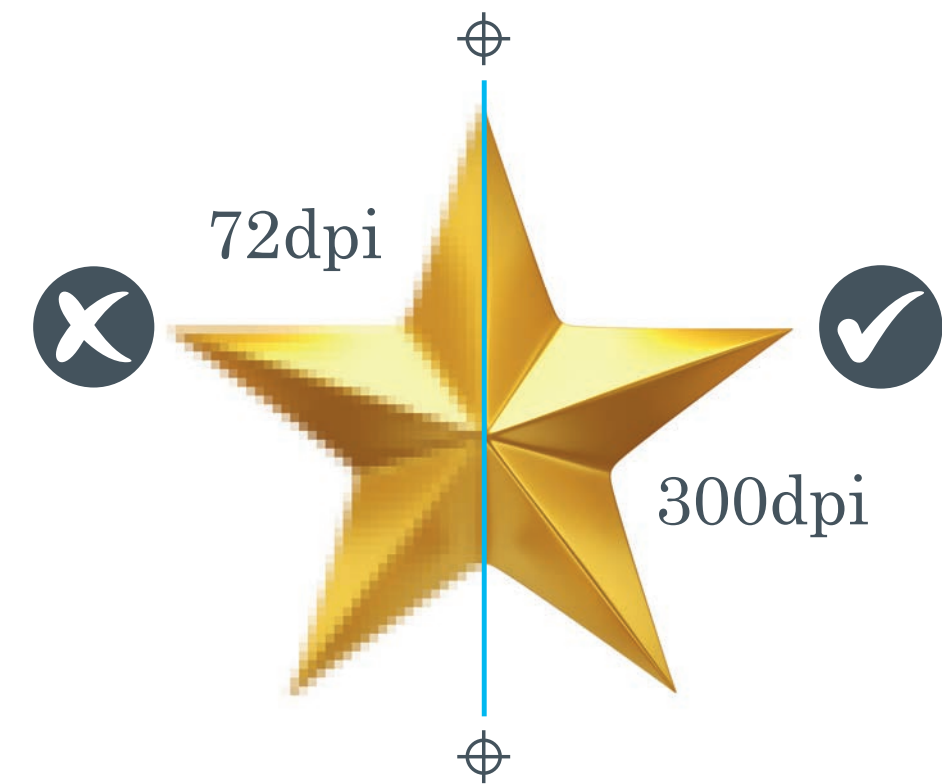
Bleed

We require all supplied artwork to have a minimum of 3mm bleed, this will ensure no white areas creep into your design on the finished trim or die cut product.



Resolution

The majority of issues that we see that can really distract from a great piece of design work is the standard of images used, with their resolution being the main problem. To achieve crisp images, it is best to use images that have a resolution of 300dpi (dots per inch) and are in the CMYK colour format.



CREATE




PRODUCE



FULFIL

CMYK not RGB

All Images and Vector files should be supplied in CMYK format, any RGB content when converted to CMYK could shift in colour balance when converted, this is best done at source by the creator of the artwork.



Fonts

When supplying pdf's ensure all fonts are embedded in the file. If supplying open files such as InDesign or Illustrator please use the package feature to collect all fonts and images required. Other than this please set all fonts to Outlines to remove all font information.

Creative Print Partner

Not outlined

Creative Print Partner

Outlined


Review font size before sending in, we recommend 8pt a minimum.

Font size (scale 1:1)

This is 8pt This is 6pt This is 4pt



CREATE




PRODUCE



FULFIL

Sending




We prefer pdf's but we accept the majority of file formats. We can receive files from Hightail, WeTransfer, FTP, SFTP and Dropbox. For other Automated lines please get in touch with our Studio on the below details.

If you need assistance, just ask....

Call: 01773 761341 or email: studio@ebiuk.com



CREATE




PRODUCE



FULFIL



YOUR CREATIVE PRINT PARTNER



CREATE



PRODUCE



FULFIL